

Anexo F

KH42JM2 Hoja de datos, equivalente, motor paso a paso

2-Phase Hybrid Stepping Motor

1.8°

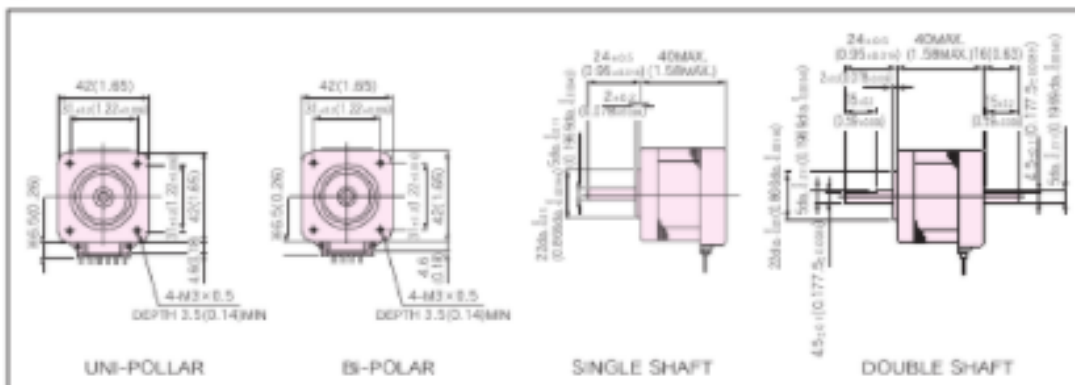
KH42 series

HIGH TORQUE, LOW VIBRATION AND LOW NOISE

■ STANDARD SPECIFICATIONS

MODEL		KH42JM2			
	SINGLE SHAFT	-901	-902	-903	-951
	DOUBLE SHAFT	-911	-912	-913	-961
DRIVE METHOD	————	UNI-POLAR			BI-POLAR
NUMBER OF PHASES	————	2			2
STEP ANGLE	deg./step	1.8			1.8
VOLTAGE	V	3.42	4.4	9.25	4.59
CURRENT	A/PHASE	1.2	0.88	0.5	0.85
WINDING RESISTANCE	Ω/PHASE	2.85	5.5	18.5	5.4
INDUCTANCE	mH/PHASE	2.5	5.1	16.3	9.3
HOLDING TORQUE	mN · m	236	236	236	314
	oz · in	33	33	33	44
DETENT TORQUE	mNl · m	14.7	14.7	14.7	14.7
	oz · in	2.1	2.1	2.1	2.1
ROTOR INERTIA	g · cm ²	56	56	56	56
	oz · in ²	0.3	0.3	0.3	0.3
WEIGHTS	g	260	260	260	260
	lb	0.57	0.57	0.57	0.57
INSULATION RESISTANCE	————	500VDC 100MΩmin.			
DIELECTRIC STRENGTH	————	500VAC 50HZ 1min.			
OPERATING TEMP. RANGE	°C	0 to 50			
ALLOWABLE TEMP. RISE	K	70			

■ DIMENSIONS unit = mm (inch)



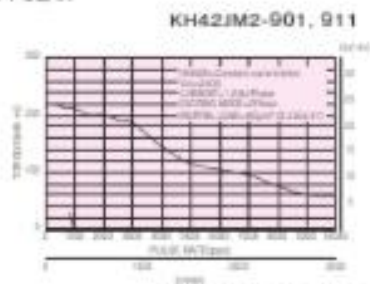


Features

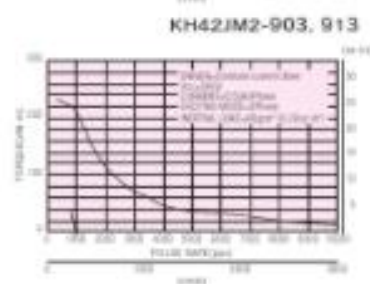
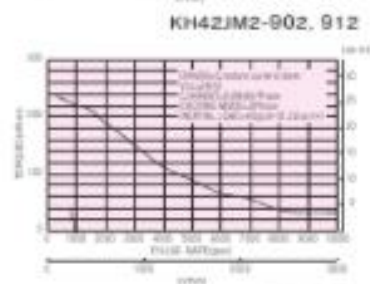
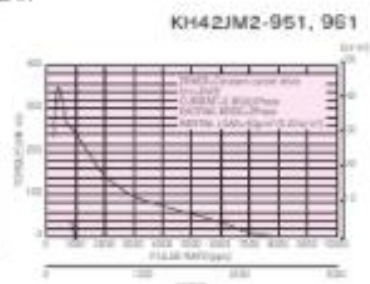
- Improved Dynamic Torque
(1.2 times torque of our previous model is generated at 300 r/min, on model : KH42JM2-901)
- Lowered Vibration & Noise Level
(by increased stiffness of body construction)
- Improved Efficiency
(1.1 times of our previous model, by high grade materials.)

TORQUE CHARACTERISTICS vs. PULSE RATE

UNI-POLAR

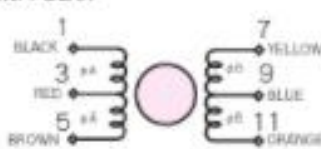


BI-POLAR



CONNECTION DIAGRAMS


UNI-POLAR



EXCITATION SEQUENCE

STEP	1	2	3	4
BLACK(1)	-	-	-	-
YELLOW(7)	-	-	-	-
BROWN(5)	-	-	-	-
ORANGE(11)	-	-	-	-
RED(3)	+	+	+	+
BLUE(9)	+	+	+	+

BI-POLAR



EXCITATION SEQUENCE

STEP	1	2	3	4
RED(3)	+	-	-	-
YELLOW(7)	-	+	-	-
BLUE(5)	-	-	+	-
WHITE(9)	-	-	-	+

CONNECTION CABLE TO MOTOR unit = mm (inch)



Esta información (datasheets) fue suministrada por el vendedor(no oficial) de los motores paso a paso, por este motivo se desconoce su fuente.